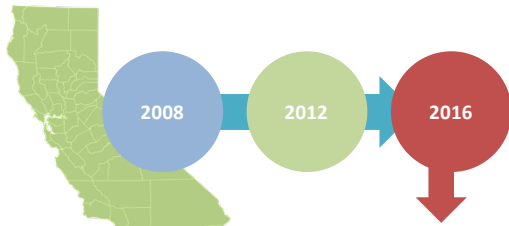




California Child Care Nutrition and Compliance with the new 2017 CACFP Standards

Results from a 2016 Statewide Survey of Licensed California Child Care Sites



2016 Child Care Survey Responses

680 child care centers and family child care homes

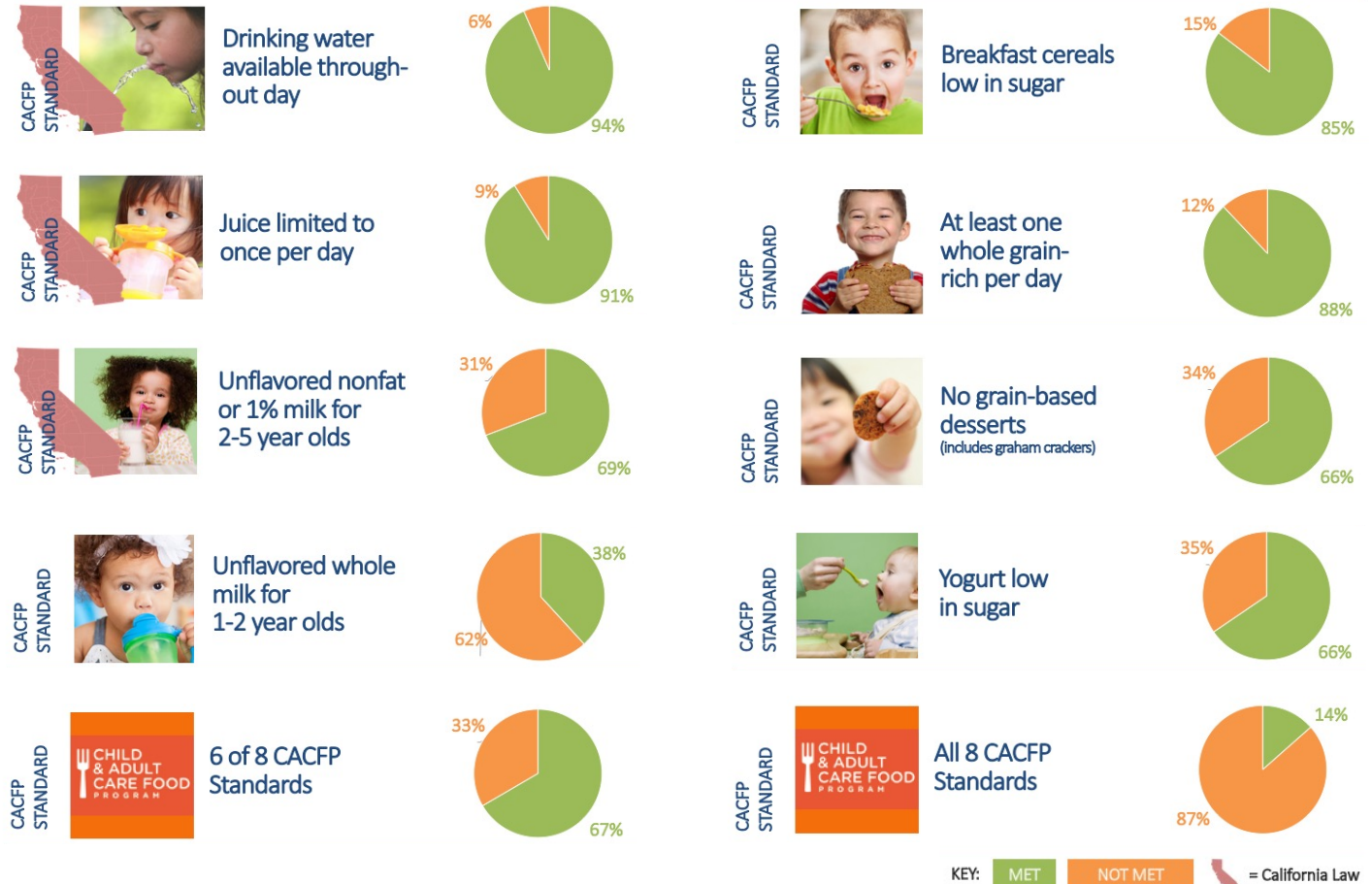
Child Care Centers	82%
Participate in CACFP	70%
Offer full-day care	82%
>5 years in operation	89%
Know some or a lot about new CACFP standards	43%

Survey Background:

- Third in a series of surveys funded by the Robert Wood Johnson Foundation to evaluate the state of nutrition in licensed California child care
- Findings from surveys conducted in 2008 and 2012 showed that **sites participating in the USDA Child and Adult Care Food Program (CACFP) served more nutritious food than sites not participating in CACFP**
- Previous survey findings led to the enactment of the **2010 California Healthy Beverages in Childcare Act (AB 2084)** and the **2013 Foundations for Healthy Nutrition in Childcare Act (AB 290)** which require healthier beverages in child care settings and one-hour of nutrition education for all newly licensed childcare providers
- Purpose of the 2016 survey was to (1) assess **compliance with the new 2017 CACFP standards** for 1-5 year olds, (2) understand implementation **barriers and solutions**, (3) compare **compliance for CACFP and non-CACFP sites**, and (4) **assess beverage changes as a result of AB 2084**

Survey Results: Compliance with the new CACFP Standards

Results from 680 child care sites showed varying compliance with the new 2017 CACFP Standards.



KEY: MET NOT MET = California Law

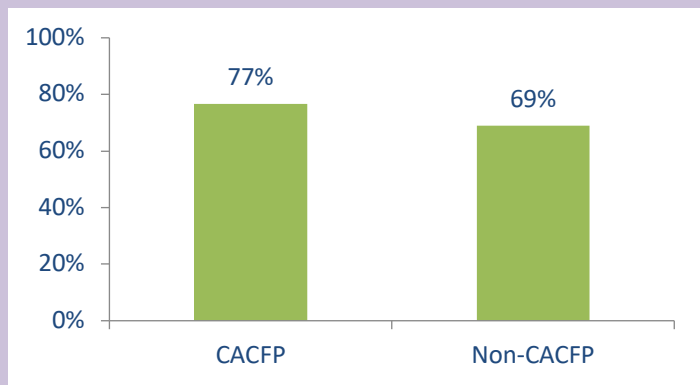
Average Compliance with the new 2017 CACFP Standards

Overall, average compliance across all child care sites was 75%; there was no significant difference between CACFP participants and non-participants and between child care centers and family child care homes. However, compliance with all 8 standards was higher for CACFP participants than non-participants.

By Childcare Type:

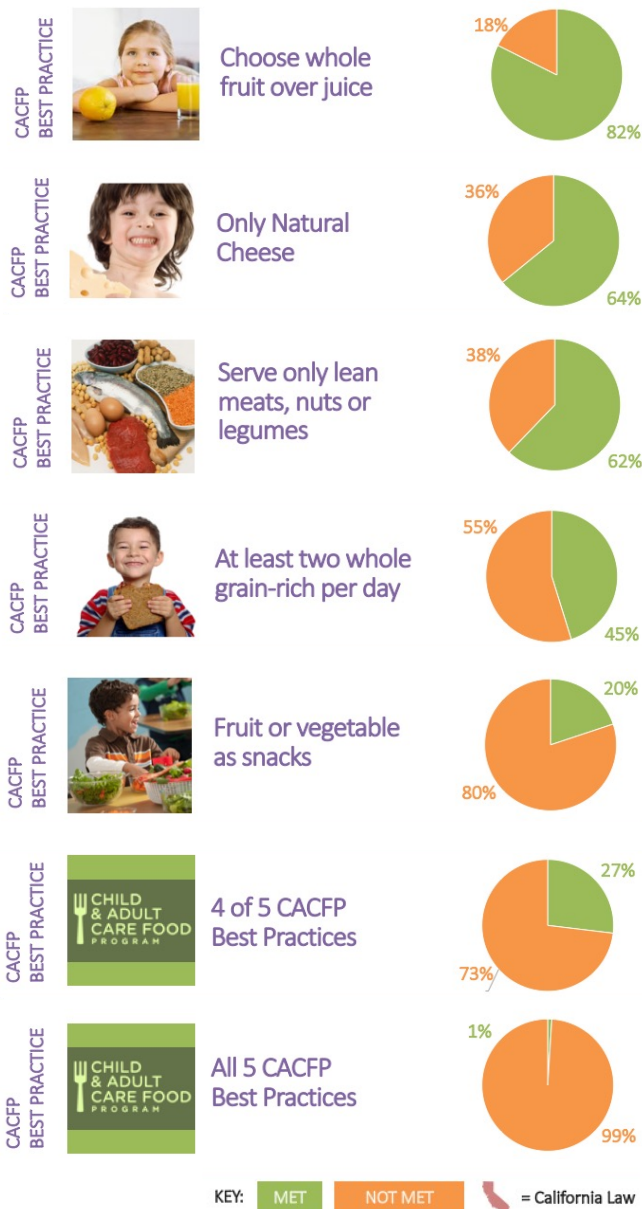


By CACFP Status:



Survey Results: Compliance with the new 2017 CACFP Best Practices

Best practices are optional for sites participating in CACFP.



The USDA Child and Adult Care Food Program (CACFP) provides subsidies, training, and monitoring to eligible child care sites based on children who qualify for free or reduced price meals.

- About **1/2** of licensed child care centers and family child care homes in California participate in CACFP
- Over **4.3 million children daily** in child care centers, family care homes, and afterschool programs received subsidized meals **nationally** at a cost of **\$3.5 billion** in 2016
- In 2016, California CACFP provided over **121.6 million meals and snacks** to **621,000 children** at a cost of **\$416 million** in cash payments
- Includes meal-based guidelines with **new standards and best practices** aligned with the USDA's Dietary Guidelines for Americans, going into effect **October 2018**



University of California
Agriculture and Natural Resources

Nutrition Policy Institute

